


HONOR. INTEGRITY. SERVICE



2
0
2
4

Crime Analysis - Monthly Report

COVINA POLICE



Chief David Povero

January

CRIME ANALYSIS

The following statistics are based on a 60-day comparison through the last day of January.

Burglary/Attempt Burg.

Previous 30 days: 11

Last 30 days: 14

Theft from Motor Vehicle

Previous 30 days: 12

Last 30 days: 9

Vandalism

Previous 30 days: 13

Last 30 days: 12

Motor Vehicle Theft

Previous 30 days: 12

Last 30 days: 13

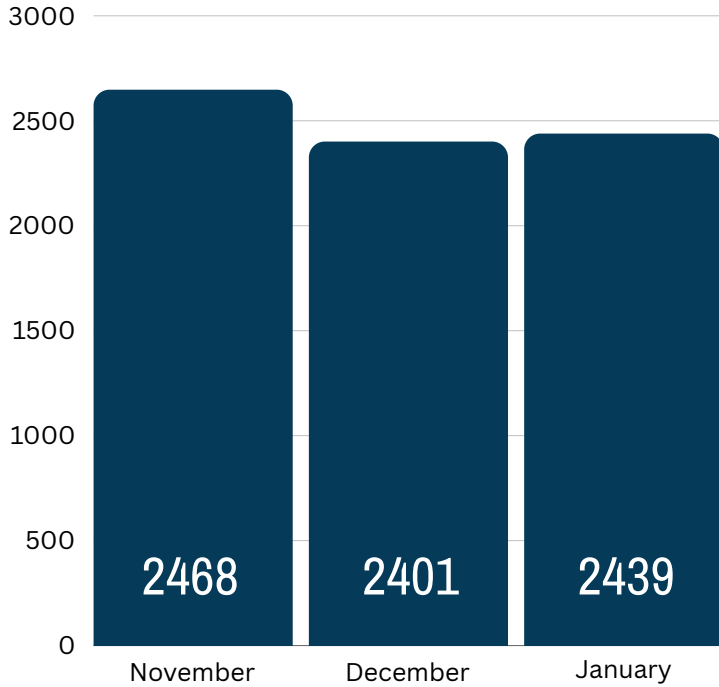
Robbery

Previous 30 days: 3

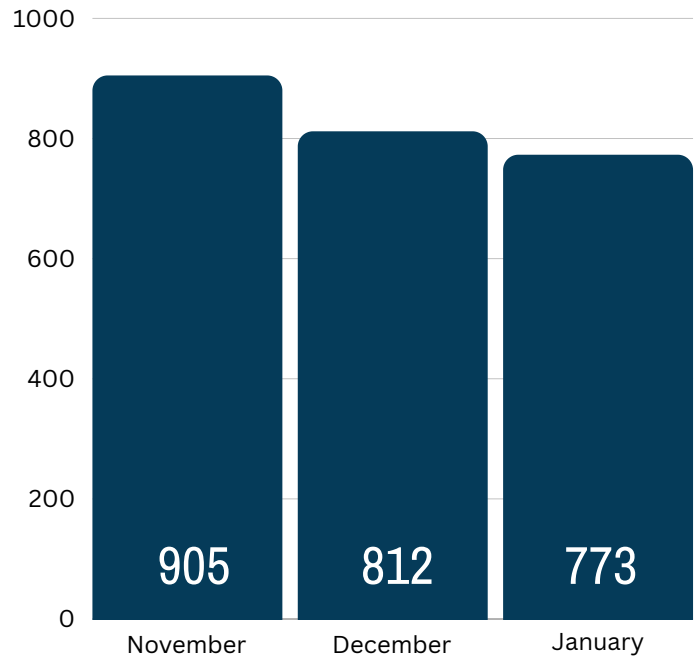
Last 30 days: 5

INCIDENT ACTIVITY

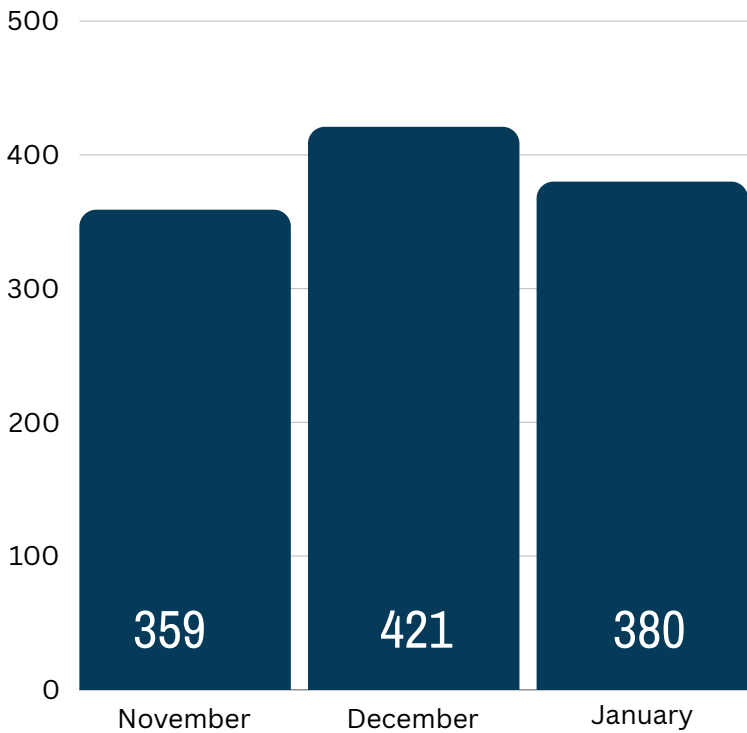
Incidents by Month



Officer Initiated

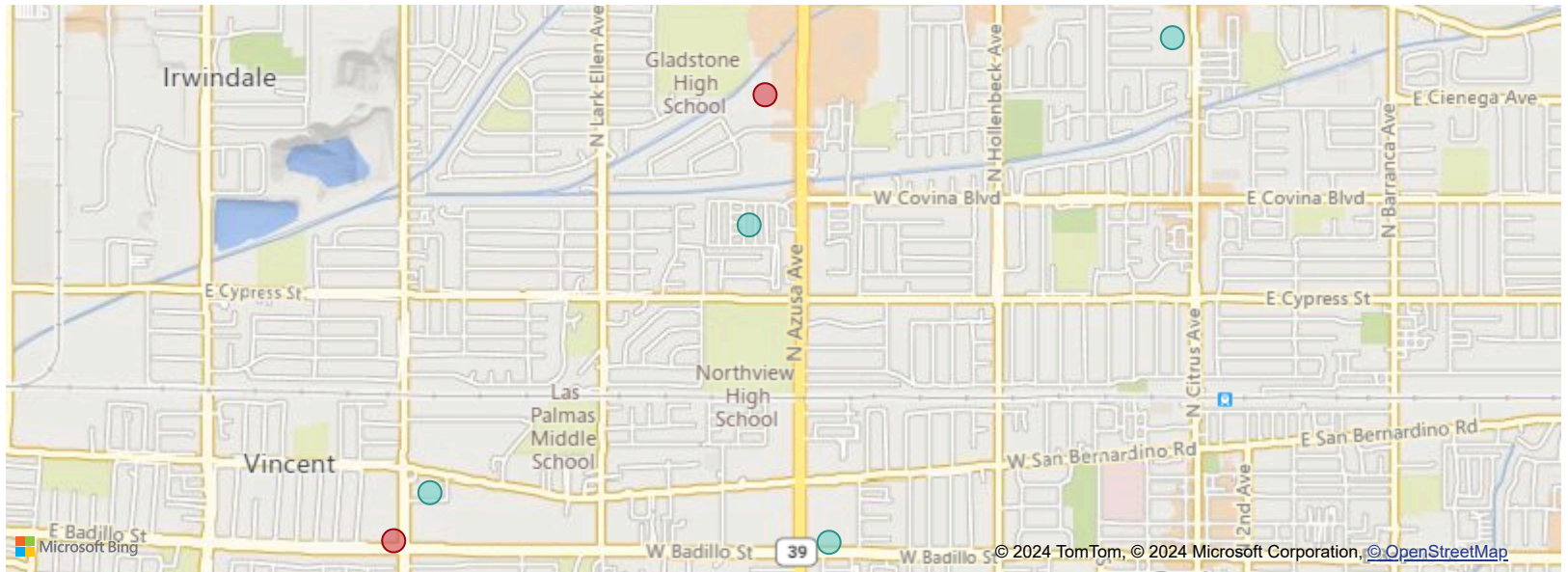


Reports Taken by Month



INCIDENT HIGHLIGHTS | BURGLARY & ROBBERY

● Commercial Burglary ● Robbery



BURGLARY

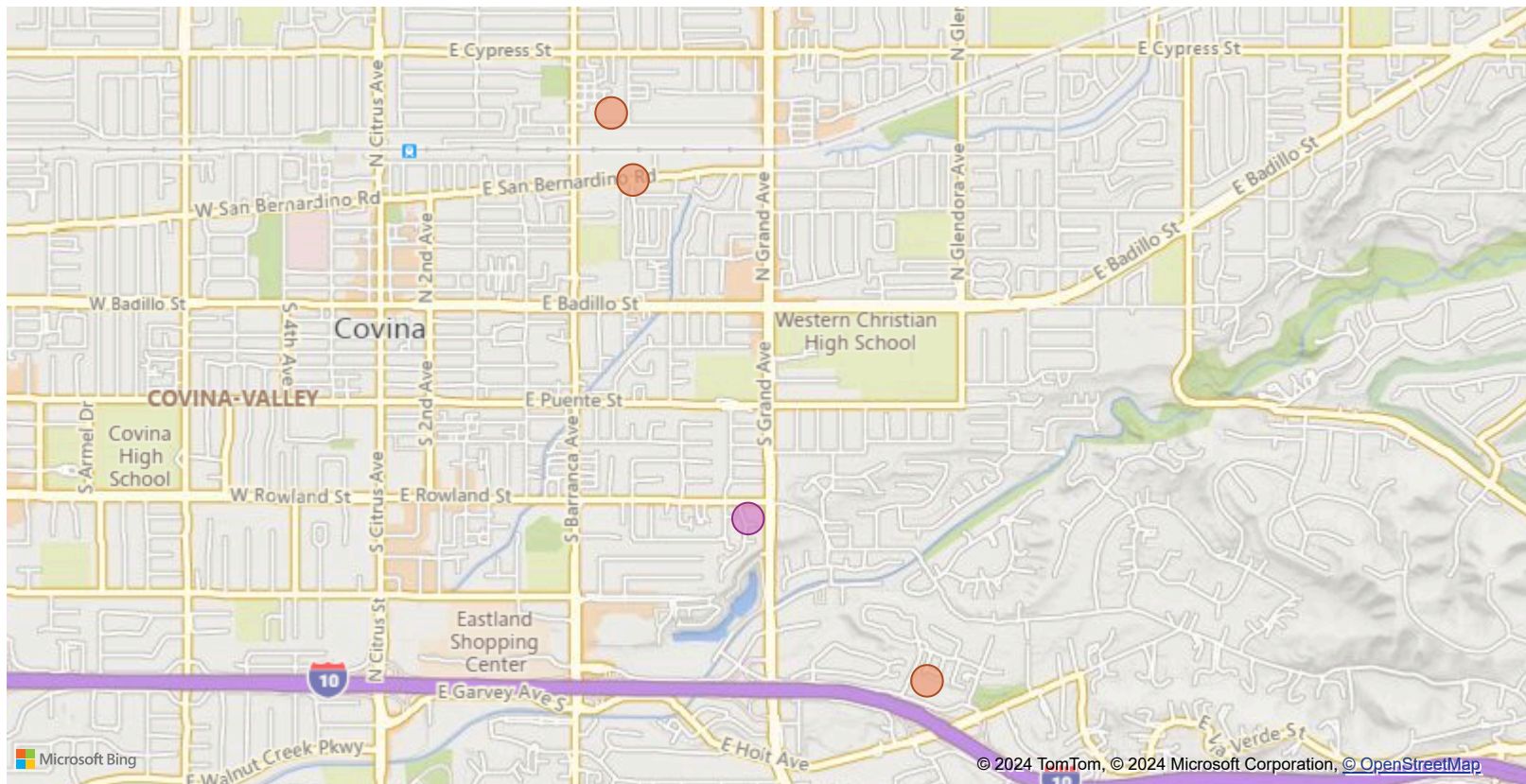
Number	Area	Date	Address	Details
24-627	W19L1	1/10/2024 6:23:00 AM	114 N AZUSA AVE	2 MH loaded 2 shopping carts of meat totalling over \$1,1000 and left the loc w/o paying.
24-792	W5C1	1/12/2024 9:53:20 AM	318 N VINCENT AVE	Unk S forced entry into V's storage unit, removed misc items. NFD
24-805	W23C2	1/12/2024 11:48:08 AM	1465 N CITRUS AVE	4 Unk Males wearing masks are seen on cctv forced entry to loc via window smash w/ a hammer. Unk if prop taken.
24-1197	W2C1	1/17/2024 8:57:12 AM	1011 N AZUSA AVE	2 Unk M forced entry via window shatter. Prop: Misc item totally approx \$1,000 NFD
24-1494	W2M1	1/20/2024 10:36:07 AM	1011 N AZUSA AVE	Unk S- MH utilized a sharp object to shatter glass door & gain entry. Unk prop taken

ROBBERY

Number	Area	Date	Address	Details
24-1243	W1L5	1/17/2024 4:50:45 PM	1275 N AZUSA AVE	Loss prevention observed S-1 MH, 30s fill a cart w/ merchandise and walk out w/o paying. S-1 punched V's face when V attempted to detain S. S left in a getaway veh driven by another subject. Loss total: \$107
24-1309	W1C3	1/18/2024 12:24:04 PM	1275 N AZUSA AVE	ARRESTED: A male left the loc w/ misc clothing he stored in his backpack without paying. S ran from Loss Prevention, pepper sprayed the V, dropped the bag and left the loc. S was shortly located by patrol and arrested for robbery.
24-1370	W4C3	1/19/2024 12:16:42 AM	105 N VINCENT AVE	MW med build, wearing a hoodie entered loc, brandished a handgun from hoodie pocket & demanded clerk remove cash from register. L/S on foot. Loss: \$500

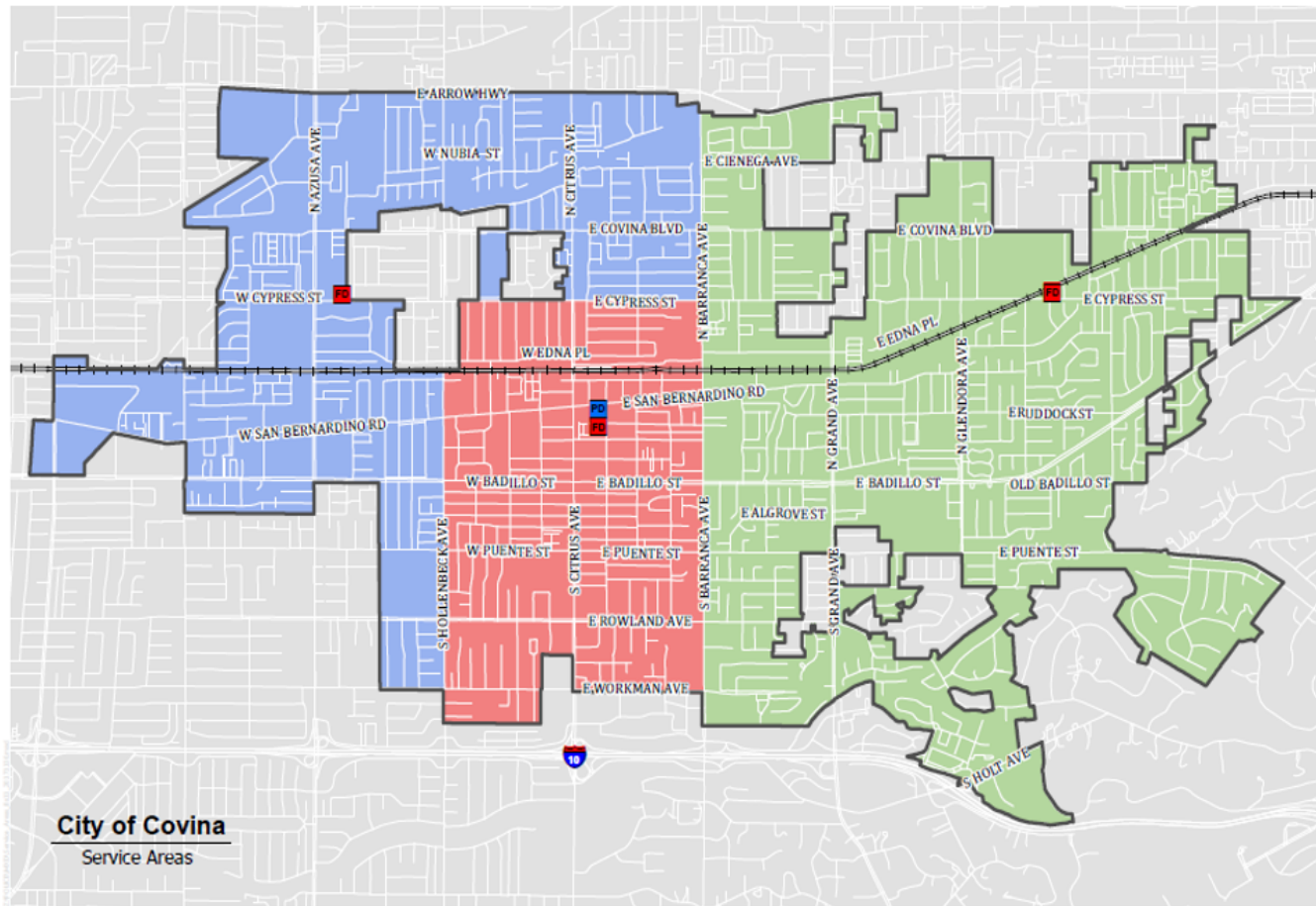
INCIDENT HIGHLIGHTS | VEHICLE ACTIVITY

● Motor Vehicle Theft ● Theft Vehicle Parts/Accessories



Number	Area	Date	Address	Details
24-27	E46I1	1/1/2024 1:00:24 PM	555 E EDNA PL	RECOVERED: Covina PD, no suspect in custody
24-712	E46C3	1/11/2024 8:13:29 AM	E San Bernardino Rd & N Prospero Dr	RECOVERED: Pomona PD
24-1296	E61M1	1/18/2024 9:19:46 AM	1211 E GARVEY ST	RECOVERED: West Covina PD, suspect in custody
24-1624	E51R1	1/22/2024 3:35:03 PM	626 S OAK TREE DR	Unk S removed the V's catalytic converter from veh parked in driveway. NFD

SERVICE AREAS



WEST SERVICE AREA Lt. Ryan Davis

CFS remain high in the Conwells with over 30+ calls in January

2 Dumpster arsons occurred in the 200-400 block of Azusa Ave. Homeless individuals are believed to have started the fires.

Burglaries of businesses remained consistent. The following occurred during W1 hours -

- Nail salon (1000 N. Azusa) hit twice via window smash
- Att. burg at a hair salon in the 100 block of E. Arrow Hwy.

2 storage lockers in the 300 block of N Vincent were burglarized (Pry / cut lock)

CENTRAL SERVICE AREA Lt. Joshua Turner

Burglaries increased from (1) to (5), no pattern at this time

DUIs decreased from (12) in December to (4) in January

342 E Orlando Way; an attempt 459 occurred where 2 Male Hispanics were seen on a Ring camera attempting to make entry into an apartment unit through the unit's door. No entry was made.

EAST SERVICE AREA Lt. Antonio Zavala

Grand Ave / Badillo St 2 unrelated incidents of road rage and ADW by use of a vehicle.

Narcotic arrests have increased and are at random locations.

4 of 8 thefts from vehicles were catalytic converter thefts. A print was lifted from one of the vehicles.

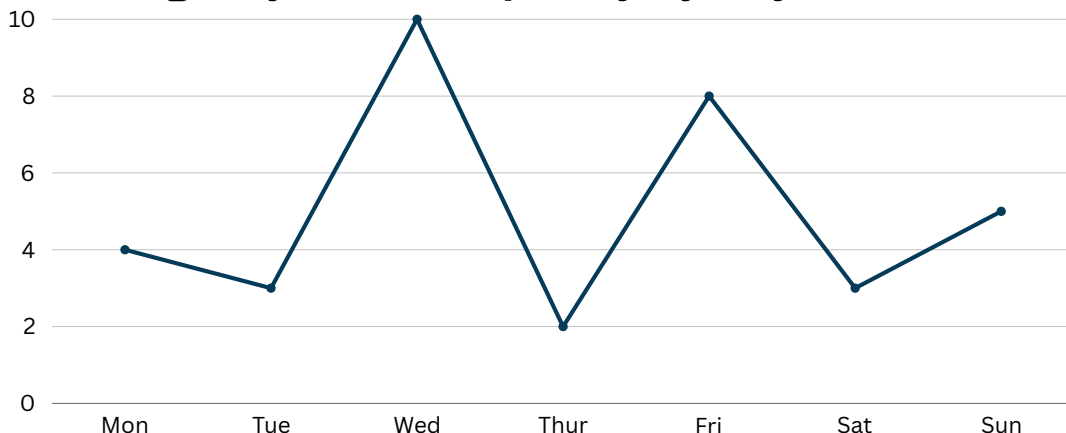
1211 E. Garvey St. continues to be a hotbed for criminal activity.

EMERGENCY RESPONSE TIMES

Emergency Calls

35

Emergency Calls Frequency by Day of the Week



Monthly Calls for Service

Avg. Response Time

4:08

December

41

January

35

Most Frequent Call Types

