

HONOR. INTEGRITY. SERVICE



2
0
2
3

Crime Analysis - Monthly Report

COVINA POLICE



Chief David Povero

July

CRIME ANALYSIS

The following statistics are based on a 60-day comparison.

Burglary/Attempt Burg.

Previous 30 days: 12

Last 30 days: **16**

Theft from Motor Vehicle

Previous 30 days: 13

Last 30 days: **16**

Vandalism

Previous 30 days: 13

Last 30 days: **11**

Motor Vehicle Theft

Previous 30 days: 17

Last 30 days: 17

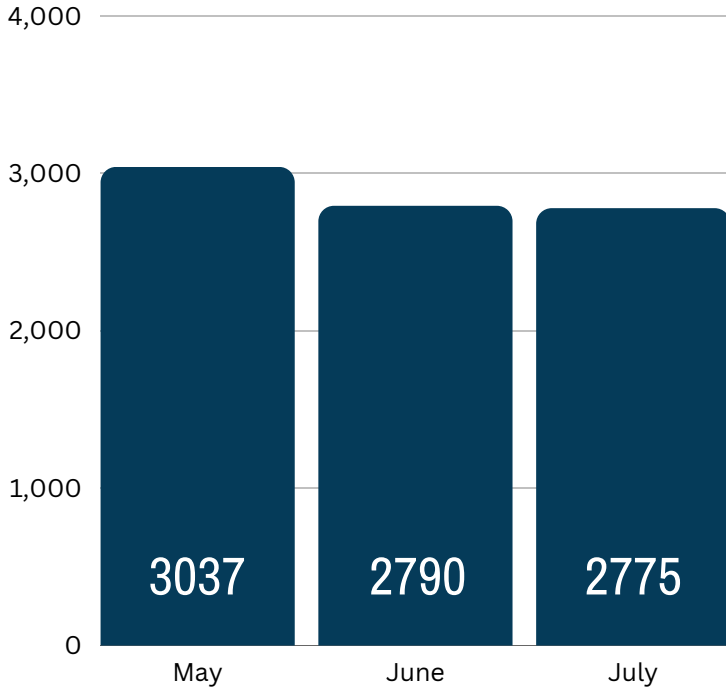
Robbery

Previous 30 days: 6

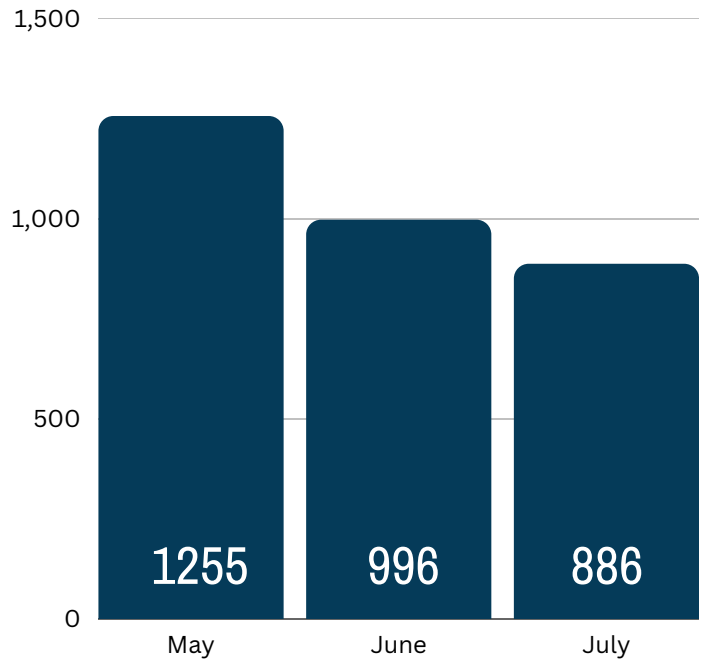
Last 30 days: **3**

INCIDENT ACTIVITY

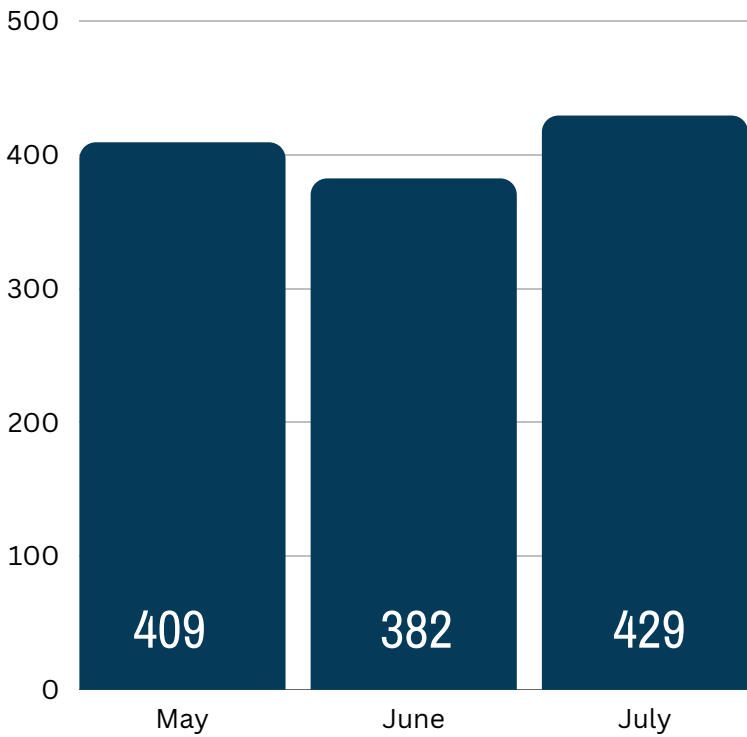
Incidents by Month



Officer Initiated

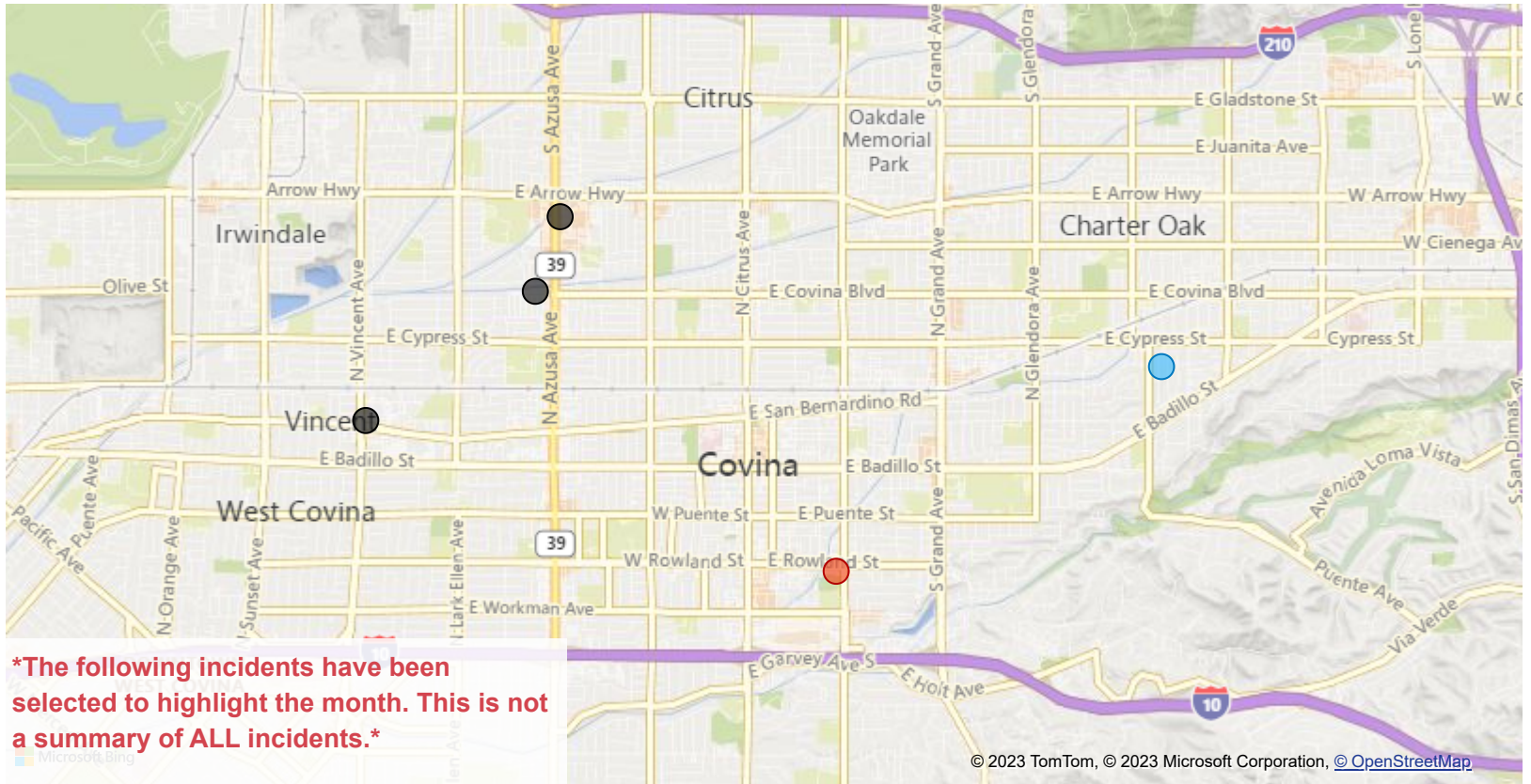


Reports Taken by Month



INCIDENT HIGHLIGHTS | BURGLARY & ROBBERY

BurgType ● Burglary - Commercial ● Burglary - Residential ● Robbery



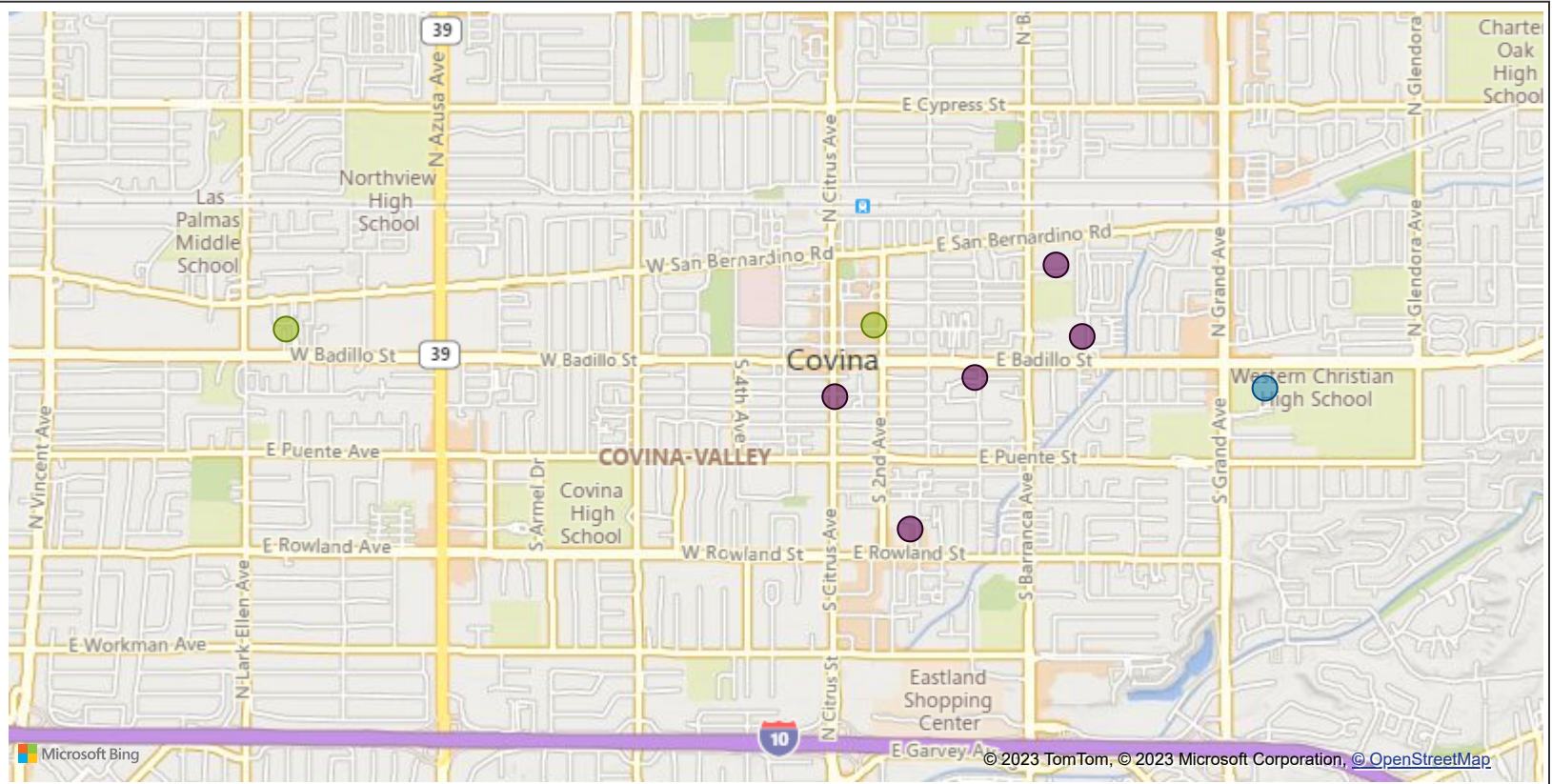
BURGLARY

Number	Date	Address	Details
23-18232	7/11/2023 11:51:28 AM	748 N	1M & 1F transients entered the residence through an unsecured rear door. Surveillance video shows the 2 Suspects scouting the residence prior to making entry. Both S were arrested.
23-18945	7/15/2023 2:00:00 PM	1101 N AZUSA AVE	2 bicycles removed from V's storage unit over the course of 4 days. No possible suspect description
23-18535	7/15/2023 5:03:58 AM	1422 N AZUSA AVE	Loc window shattered. No prop taken
23-18019	7/9/2023 6:16:41 AM	1681 W SAN BERNARDINO RD	Unk M Subject forced entry to loc. Last seen NB on Vincent on foot. S broke into safe using grinder saw. Prop taken: \$108 cash

ROBBERY

Number	Date	Address	Details
23-19384	7/25/2023 8:56:14 AM	452 E ROWLAND ST	A M approached the V in the parking lot, removed V's watch and chain while pulling out a pocket knife. Officers located and arrested the S nearby, and the V positively ID'd.

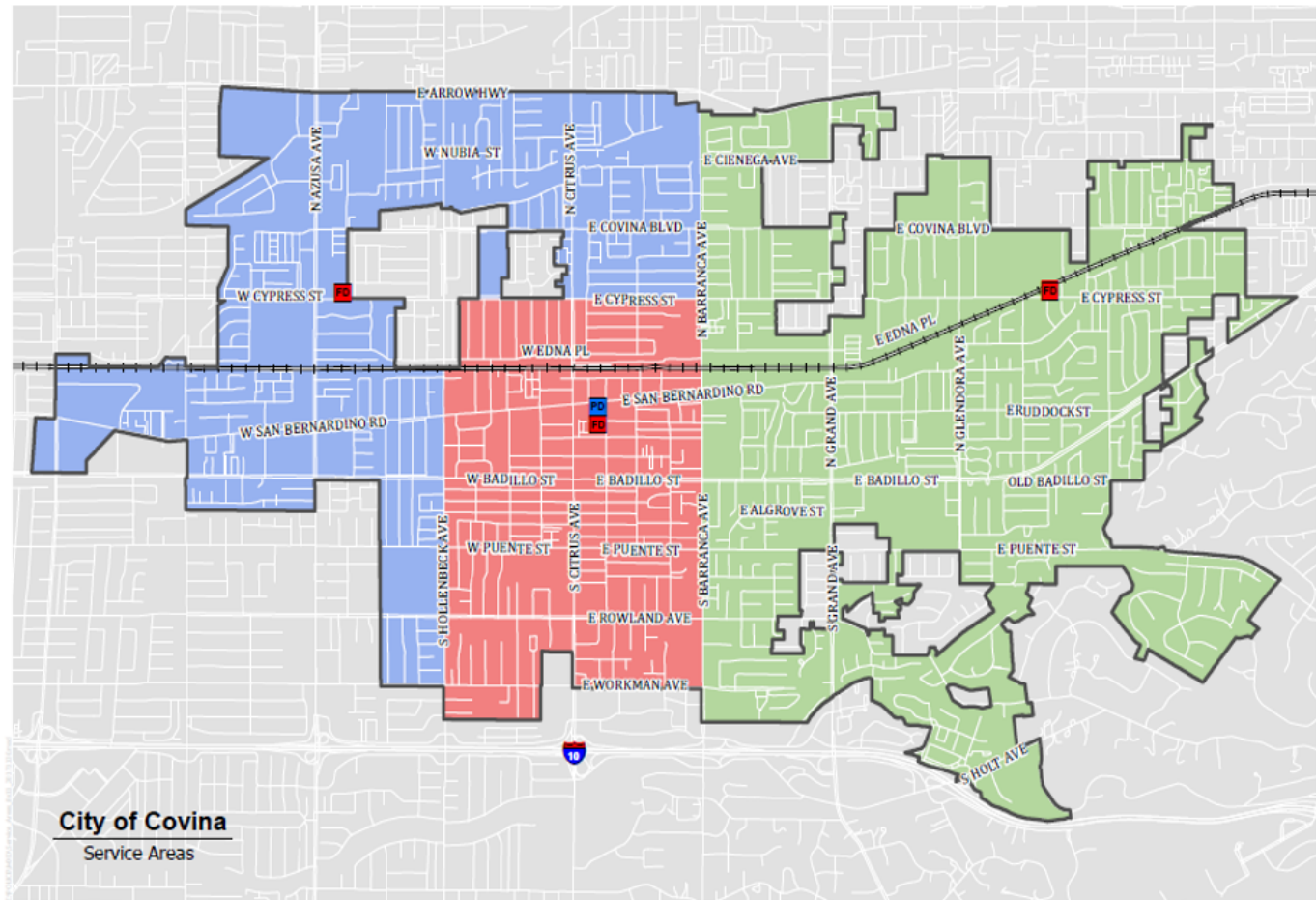
INCIDENT HIGHLIGHTS | VEHICLE ACTIVITY



Crime Type ● Motor Vehicle Theft ● Theft From Motor Vehicle ● Theft Vehicle Parts/Accessories

Number	Crime Type	From	To	Address	Vehicle	Details
23-17226	Theft Vehicle Parts/Accessories	7/1/2023 7:11:10 PM	7/1/2023 7:14:25 PM	984 E BADILLO ST	2004 HYUN SFE	cat converter stolen, no further details
23-17294	Theft From Motor Vehicle	7/2/2023 6:00:36 AM	7/2/2023 6:15:51 AM	1211 W BADILLO ST	2006 TOYT CAM	Unk M seen on surveillance shattering the V rear driver window. Prop taken: backpack containing laptop & other items
23-18024	Motor Vehicle Theft	7/9/2023 8:50:48 AM	7/9/2023 8:55:29 AM	545 E RUE ROYALE ST	2015 HYUN ELAN	RECOVERED: CHP Central; No suspect in custody
23-18548	Motor Vehicle Theft	7/14/2023 5:00:00 PM	7/15/2023 8:00:00 AM	537 S EREMLAND DR	1993 HOND CIV	RECOVERED: West Covina PD; No suspect in custody
23-18662	Motor Vehicle Theft	7/16/2023 1:30:00 PM	7/16/2023 2:50:00 PM	100 E CENTER St	1999 HOND CIV	RECOVERED: Covina PD; No suspect in custody
23-18834	Motor Vehicle Theft	7/15/2023 5:00:00 PM	7/17/2023 6:30:00 PM	381 E GROVECENTER ST	1997 HOND CIV	RECOVERED: Azusa PD; No suspect in custody
23-19072	Motor Vehicle Theft	7/21/2023 4:33:38 AM	7/21/2023 4:39:45 AM	143 N GRANDVIEW AVE	2012 KIA SORENTO	RECOVERED: CHP Inland; Suspect in custody
23-19337	Theft From Motor Vehicle	7/24/2023 1:00:00 PM	7/24/2023 1:46:48 PM	177 E COLLEGE ST	2023 VOLK TRG	pass side window shattered. Prop taken: Deposit bag, \$3,000 cash

SERVICE AREA UPDATES



WEST SERVICE AREA **Lt. Mike Robison**

Burglaries and Alcohol Related crimes are the main concerns in the West Service Area

Simple Assaults increased from 2 to 10. Most are DV related, no pattern

Disorder Conduct / 647(f) PC increased from 5 to 10, no pattern,

DUIs increased from 4 to 7

Burglaries up from 5 to 9 - most common POE to businesses is window smash with the intent to remove cash

CENTRAL SERVICE AREA **Lt. Joshua Turner**

9.50-030 CMC Enforcement of the open container municipal section

EAST SERVICE AREA **Lt. Antonio Zavala**

Areas of Concern

- **1161 E. Covina Blvd.**
- **1211 E. Garvey St.**
(38 CFS in the last 3 months)

558 E. Rue Royale St.

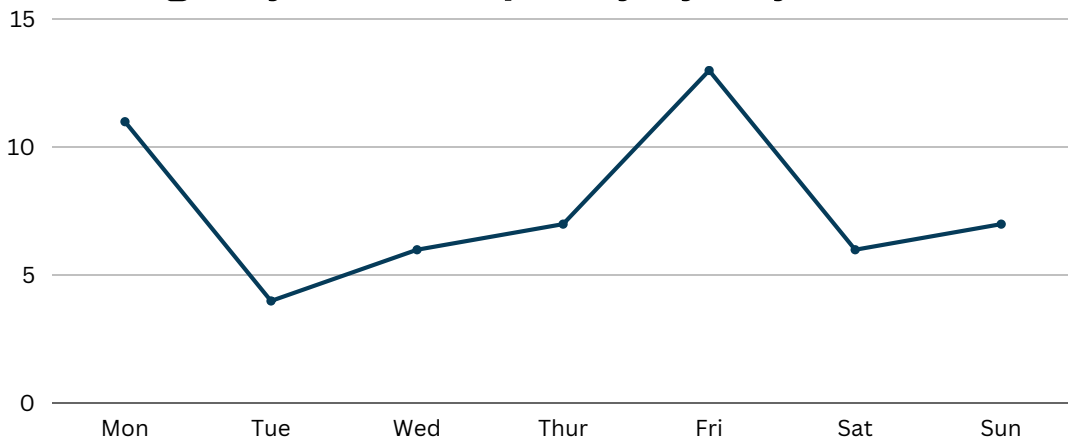
(Vacant complex attracting homeless individuals / working with Code Enforcement)

EMERGENCY RESPONSE TIMES

Emergency Calls

54

Emergency Calls Frequency by Day of the Week



Avg. Response Time

5:01

Monthly Calls for Service

June

44

July

54

Most Frequent Call Types

